

# SINDH INSTITUTE OF OPHTHALMOLOGY AND VISUAL SCIENCES (SIOVS) HYDERABAD

(Successor of Liaquat University Eye Hospital)



POSTGRADUATE PROSPECTUS -2026

Join the  
Visionary Journey

**FCPS/MCPS Ophthalmology**

**Residency Training Programs**

Session: **July 2026**

## CONTACT US

@ Eye Hospital Journalist Colony, Hyderabad


Phone: +92-22-9210351-(Ext 145)

E-mail: [dir.acd@siovs.edu.pk](mailto:dir.acd@siovs.edu.pk)

Web: [www.siovs.edu.pk](http://www.siovs.edu.pk),



## QUAID E AZAM MUHAMMAD ALI JINNAH



With faith, discipline and selfless devotion to duty, there is nothing worthwhile that you cannot **Achieve.**



**Dr. Azra Fazal Pechuho**  
Minister Health Sindh



**Mr. Tahir Hussain Sangi**  
Secretary Health Sindh



BOARD BLOCK



## Message of Executive Director

It is my distinct pleasure to welcome you to the Sindh Institute of Ophthalmology & Visual Sciences (SIOVS), a premier center of excellence committed to advancing the science and practice of ophthalmology. As the founder of this esteemed institution, I remain deeply invested in nurturing the next generation of eye care professionals who will lead with skill, compassion, and integrity.

Our Fellowship (FCPS), 2nd Fellowship and Membership (MCPS) programs, accredited by the College of Physicians and Surgeons Pakistan, are thoughtfully designed to equip aspiring ophthalmologists with the clinical acumen, academic rigor, and hands-on experience essential for success in this dynamic field.

At SIOVS, we take pride in our unwavering commitment to educational excellence, patient-centered care, and impactful research. Our distinguished faculty, comprising seasoned clinicians, educators, and researchers, are dedicated to mentoring residents through a transformative journey of learning and professional growth. Through structured academic modules, immersive clinical rotations, and research engagement, we empower our trainees to contribute meaningfully to the advancement of ophthalmic care.

We invite you to become part of a vibrant academic community that values excellence, empathy, and lifelong learning. Your journey at SIOVS will be one of discovery, purpose, and profound impact.

As I entrust the future of this institution to the next generation of leaders, I do so with confidence in their ability to uphold and enrich our legacy. I extend my heartfelt gratitude to our patients, faculty, staff, and supporters, your unwavering trust and commitment have been the cornerstone of our progress.

To our FCPS and MCPS residents, I offer my warmest congratulations. Your dedication to the field of ophthalmology is truly commendable, and I am confident that you will emerge as exemplary leaders and healers.

May our collective efforts continue to illuminate the path toward a future of restored sight and renewed hope.

---

**Professor Khalid Iqbal Talpur,  
FRCS (Edinburgh)**

# Message of Medical Superintendent



We are pleased to welcome your interest in pursuing FCPS and MCPS residency training at the Sindh Institute of Ophthalmology & Visual Sciences (SIOVS), Eye Hospital, Hyderabad, a leading ophthalmology teaching and tertiary care institution committed to delivering exceptional patient care and fostering academic excellence.

SIOVS is duly licensed by the Sindh Healthcare Commission and accredited by the College of Physicians & Surgeons Pakistan (CPSP) for postgraduate fellowship (FCPS) and membership (MCPS) training programs in ophthalmology. The Institute is also accredited by the Higher Education Commission of Pakistan to offer a five-year Bachelor of Science (B.S.) program in Vision Sciences. In collaboration with the Sindh Medical Faculty, we also offer certified teaching and training programs for paramedical technician courses in visual sciences.

This prospectus outlines our FCPS and MCPS residency programs, which are structured in accordance with CPSP policies and standards. These programs are designed to equip trainees with the clinical expertise, academic foundation, and professional competencies essential for excellence in ophthalmic practice.

At SIOVS, residents benefit from mentorship by experienced CPSP approved Supervisors and faculty, access to state-of-the-art diagnostic and surgical equipment, and opportunities to engage in innovative research. Our integrated approach to education and patient-centered care positions SIOVS as an ideal environment for postgraduate training.

Importantly, SIOVS plays a pivotal role in the provincial flagship initiative, the Prevention & Control of Blindness Program, in collaboration with esteemed international partners including CBM Germany, Sight Savers Australia, and the Brien Holden Foundation of Australia.

We look forward to welcoming you into our academic community and sharing our enduring commitment to advancing ophthalmology and visual sciences.

---

**Dr. Shahzad Memon,**  
**MBBS FCPS**

## Message of Incharge Academics



It is a great pleasure to witness the new generation's pursuit of higher education and professional excellence. The Sindh Institute of Ophthalmology & Visual Sciences (SIOVS), Hyderabad, has a proud legacy of welcoming postgraduate trainees from across the country and contributing meaningfully to the advancement of ophthalmic care.

The Fellowship (FCPS) and Membership (MCPS) training programs in Ophthalmology, accredited by the College of Physicians & Surgeons Pakistan (CPSP), are designed to meet international standards while fostering the personal and professional growth of our residents. These programs offer a robust curriculum, comprehensive clinical exposure, and a nurturing academic environment.

During your residency, you will receive exceptional clinical and surgical training in our state-of-the-art facilities, from intraocular surgical techniques to hands-on experience in outpatient clinics and operating theatres. We actively encourage participation in research initiatives and support residents in presenting their work at national and international forums.

Our experienced faculty and consultant ophthalmologists provide close mentorship, engaging trainees in clinical decision-making, surgical procedures, and academic discussions. We take immense pride in our graduates, who consistently demonstrate excellence and leadership as they progress through their fellowship and membership pathways.

As Incharge Academics, I am committed to facilitating your day-to-day academic coordination with CPSP, maintaining accurate records and attendance, and ensuring timely submission to the Finance Department for stipend disbursement. My role is to support your academic journey with efficiency, transparency, and care.

Thank you for considering SIOVS for your postgraduate training. We look forward to welcoming you into our academic community and supporting your aspirations in the field of ophthalmology.

---

*Dr. Pir Muhammad Ali Qureshi*  
MBBS, MPH

# Contents

<b>1. INTRODUCTION.....</b>	<b>7</b>
<b>2. JOURNEY TOWARDS EXCELLENCE .....</b>	<b>10</b>
<b>3. STRENGTHENING PRIMARY EYE CARE THROUGH ALLIED HEALTH PROFESSIONALS AT SIOVS.....</b>	<b>19</b>
<b>4. THE QUALITY ENHANCEMENT CELL (QEC).....</b>	<b>20</b>
<b>5. CONTROLLER OF EXAMINATION .....</b>	<b>21</b>
<b>6. ACADEMIC COUNCIL .....</b>	<b>22</b>
<b>9. ADMINISTRATION OF SIOVS .....</b>	<b>23</b>
<b>7. ADMINISTRATIVE &amp; ACADEMIC SUPPORT OF SIOVS .....</b>	<b>24</b>
<b>8. SIOVS CLINICAL MANAGEMENT .....</b>	<b>25</b>
<b>9. SUPERVISORS &amp; FACULTY MEMBERS .....</b>	<b>27</b>
<b>10. ALUMNI'S .....</b>	<b>28</b>
<b>11. ENROLLED RESIDENTS IN MCPS &amp; FCPS-II (LIST) .....</b>	<b>29</b>
<b>12. ACADEMIC BLOCK.....</b>	<b>30</b>
<b>13. ACADEMIC ACTIVITIES.....</b>	<b>31</b>
<b>14. MAJOR EVENTS AND ACHIEVEMENTS –SIOVS 2025.....</b>	<b>32</b>
<b>15. ACADEMIC POLICY .....</b>	<b>34</b>
<b>16. FELLOWSHIP RESIDENCY PROGRAM .....</b>	<b>36</b>
<b>17. MEMBERSHIP RESIDENCY PROGRAM .....</b>	<b>38</b>
<b>18. ADMISSION SCHEDULE .....</b>	<b>39</b>
<b>19. SYLLABUS OUTLINE .....</b>	<b>41</b>



## **VISSION STATEMENT**

“To Be A leading Center of Excellence in Ophthalmic Care, Education, and Research, Transforming lives through Vision Preservation and Restoration while fostering A culture of Compassion, Innovation, and Excellence.”

”

## **MISSION STATEMENT**

“To provide comprehensive, Equitable, and Sustainable Eye care services, Train Future Generations of Ophthalmic Professionals, and advance knowledge through Research and Innovation, Ultimately improving the Quality of Life for Individuals and communities in Pakistan and beyond.”

# **Sindh Institute of Ophthalmology & Visual Sciences**

## **Fellowship & Membership Residency Training Programs**

**Affiliated with the College of Physicians and Surgeons Pakistan (CPSP)**

### **1. Introduction**

Sindh Institute of Ophthalmology & Visual Sciences (SIOVS) Eye Hospital, a premier postgraduate teaching and training institute, is committed to producing ethically grounded, clinically competent, and academically engaged ophthalmologists. In affiliation with the College of Physicians and Surgeons Pakistan (CPSP), SIOVS offers structured Fellowship & Membership residency-training programs designed to meet national health priorities and global standards of excellence.

### **Institutional Objectives**

The Fellowship and Membership training programs offered under full accreditation of CPSP **aim** to:

- Produce specialists in ophthalmology who possess the requisite competencies to deliver safe, ethical, and evidence-based care, and contribute meaningfully to institutional development and public health.
- Uphold professional excellence through structured postgraduate education and ethical practice
- Advance specialist competence across medical and surgical disciplines through rigorous training and certification
- Standardize postgraduate medical education in alignment with national health priorities and global benchmarks
- Promote research, academic inquiry, and innovation in clinical practice
- Strengthen institutional capacity through collaboration with accredited teaching hospitals and training centers
- Ensure continuous professional development and lifelong learning for Fellows and Members
- Facilitate equitable access to training opportunities across underserved regions
- Maintain transparent assessment, accreditation, and merit-based selection processes
- Foster interdisciplinary collaboration, leadership, and advocacy in healthcare systems
- Embed patient-centered and population-based approaches in clinical decision-making and service delivery.

## **Residency Training Program Objectives**

By the end of the training program, the fellowship and membership trainees will be able to:

### **Clinical Competence**

- Take comprehensive patient histories and perform proficient ophthalmic examinations
- Justify and interpret relevant investigations and diagnostic procedures
- Diagnose and manage ophthalmic conditions effectively and cost-efficiently
- Rule in and rule out differential diagnoses with clinical precision
- Manage ophthalmic emergencies and complications confidently
- Apply critical thinking and problem-solving skills in clinical scenarios

### **Communication and Collaboration**

- Communicate empathetically with patients and families during counseling, interviewing, and shared decision-making
- Collaborate effectively with seniors, peers, juniors, and allied health professionals
- Present cases clearly in clinical rounds, academic meetings, and multidisciplinary forums

### **Professionalism and Ethics**

- Demonstrate honesty, integrity, punctuality, and accountability in all professional activities
- Uphold patient confidentiality, autonomy, and safety
- Obtain informed consent and adhere to ethical principles of clinical care
- Prioritize patient welfare and practice non-maleficence

### **Academic and Research Proficiency**

- Engage in research, clinical audits, and quality improvement initiatives
- Apply evidence-based medicine and stay updated with current literature
- Demonstrate effective teaching and mentoring skills for learners

### **Leadership and Advocacy**

- Exhibit leadership in clinical teams and institutional initiatives
- Advocate for patient rights, specialty development, and public health issues
- Participate in clinical governance, policy formulation, and strategic planning
- Demonstrate conflict resolution, negotiation, and administrative capabilities

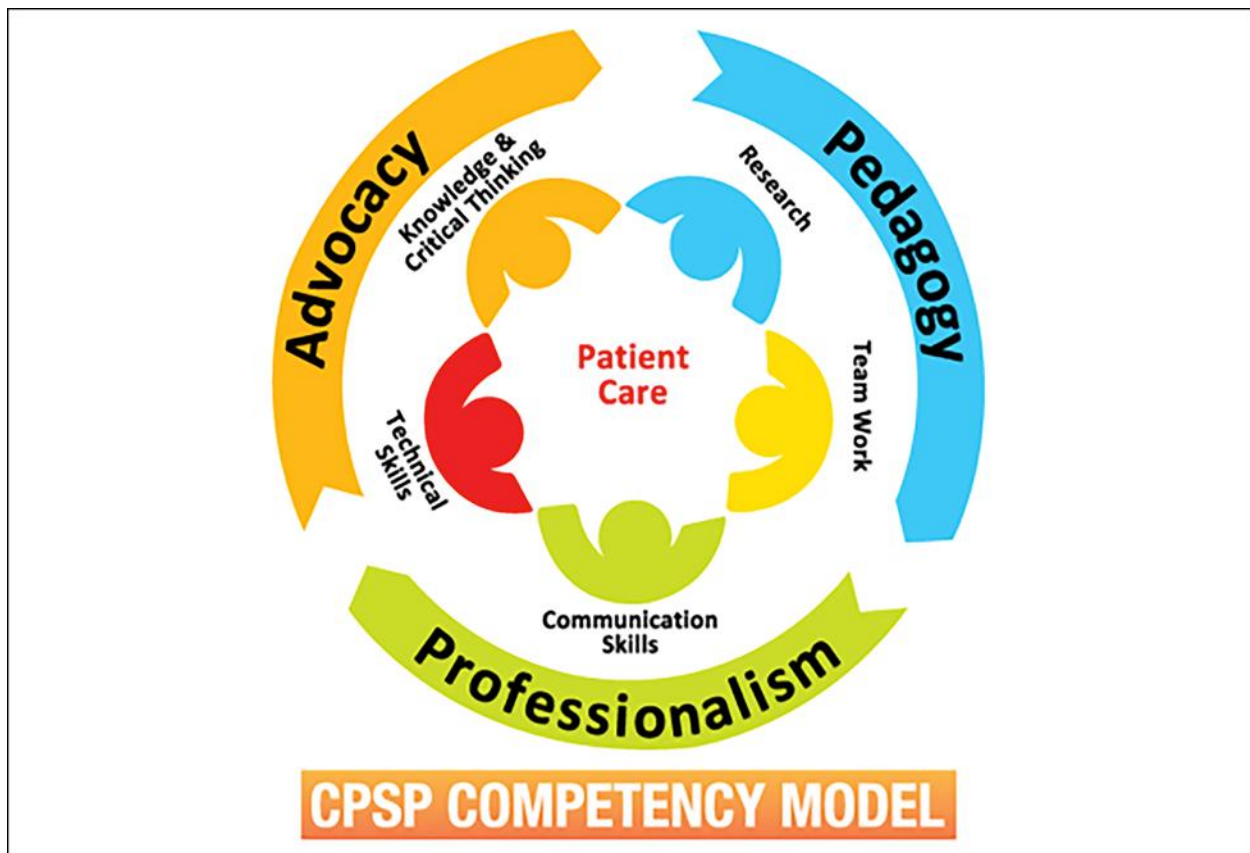
## Training Environment

SIOVS provides a robust academic and clinical environment with access to:

- State-of-the-art diagnostic and surgical facilities
- Multidisciplinary teaching rounds and academic sessions
- Supervised clinical rotations across subspecialties
- Research mentorship and thesis support
- Opportunities for community outreach and public health engagement

## Note for Prospective Trainees

All training programs are conducted under the full accreditation of CPSP and supervised by experienced faculty members. SIOVS remains committed to fostering excellence in ophthalmic education, clinical service, and institutional development.





# 1. JOURNEY TOWARDS EXCELLENCE

The Sindh Institute of Ophthalmology & Visual Sciences (SIOVS) Eye Hospital provides comprehensive treatment and management of all eye diseases across a wide range of subspecialties. Through its specialized clinics, the institute offers a complete spectrum of free-of-cost services, covering every stage of eye care, from initial examination to the management of complex ocular conditions. Notably, SIOVS houses an exclusive clinic for visually impaired children, including newborns and infants, ensuring early intervention and specialized pediatric support.

## DEPARTMENT OF CORNEA OCULAR SURFACES

The Department of Cornea & Ocular Surface specializes in the diagnosis and management of complex diseases affecting the cornea and anterior segment of the eye. Equipped with state-of-the-art technology, the department offers advanced procedures such as:

- Corneal transplantation
- Keratoplasty
- Lamellar corneal surgeries

Led by a team of highly qualified faculty and experienced consultants, the department delivers expert clinical care and provides postgraduate teaching and fellowship training in Ophthalmology, ensuring excellence in both service and education.



## DEPARTMENT OF PEDIATRIC OPHTHALMOLOGY

The Department of Pediatric Ophthalmology & Strabismus at SIOVS Eye Hospital, Hyderabad, is a regional center of excellence for clinical care and postgraduate training.

The department features:

- Fully equipped Orthoptics and Refraction Clinics
- A vision assessment room for preverbal and verbal children
- Dedicated rooms for fellows, consultants, and diagnostics
- A child-friendly play area

With two operating days per week, the department performs an average of 10 pediatric eye surgeries daily. The Anesthesia Department is equipped with advanced technology and specialized expertise to safely administer general anesthesia to neonates, infants, toddlers, and older children.

Faculty members have extensive experience in:

- Complex strabismus management
- Vertical and oblique muscle surgeries
- Adjustable suture techniques

SIOVS is proud to be a pioneer in Retinopathy of Prematurity (ROP) screening services in Sindh. The department serves as a referral center for pediatric glaucoma, cataract, and retinoblastoma cases from across the province. Our pediatric ophthalmologists are highly skilled in managing the full spectrum of pediatric eye diseases.

The department is actively engaged in research, with publications in national and international journals. Current projects include school eye health initiatives in collaboration with international NGOs. Postgraduate trainees enrolled in CPSP fellowship and membership programs receive comprehensive teaching and hands-on training from experienced faculty and clinical staff.



## DEPARTMENT OF GLAUCOMA

The **Glaucoma Department** at SIOVS Eye Hospital comprises a team of **fellowship-trained experts** and is equipped with **advanced diagnostic technologies**. It offers specialized care for **primary, secondary, and complex glaucoma cases**, including:

- **Humphrey perimetry**
- **Optical coherence tomography (OCT)**
- **Ultrasound biomicroscopy**
- **Laser therapies**

Faculty members provide **effective training** to FCPS and MCPS postgraduate residents and manage both **adult and pediatric glaucoma**, including **advanced surgical interventions and research**.



## DEPARTMENT OF ORBIT & OCULOPLASTIC SERVICE

The **Orbit & Oculoplastic Department** specializes in:

- **Tumor management**
- **Reconstructive surgery for congenital defects**
- **Trauma repair using modern plastic surgery techniques**

Oculoplastics encompasses cosmetic and reconstructive procedures involving the **eyelids, eyebrows, forehead, cheeks, orbit, and lacrimal system**, including:

- **Ptosis correction**
- **Botox and fillers**
- **Ocular prosthesis**
- **Cosmetic reconstruction**

This department offers postgraduate training and second fellowship programs under CPSP-recognized supervisors. The team includes CPSP approved Supervisor, fellows and fellowship-trained experts capable of managing complex oculoplastic and orbital disorders.



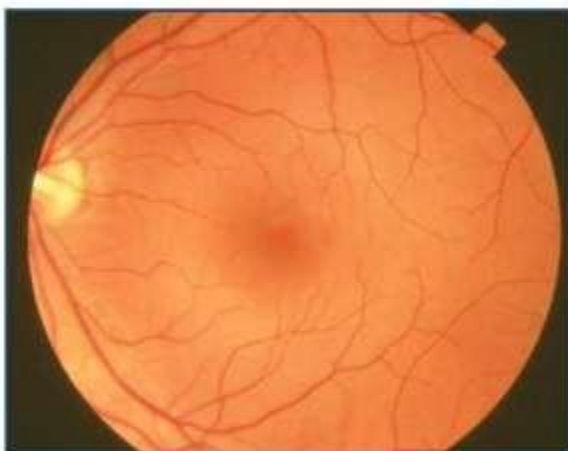
## DEPARTMENT OF VITREO-RETINA

The **Vitreo-Retina Department** provides specialized care for retinal diseases including:

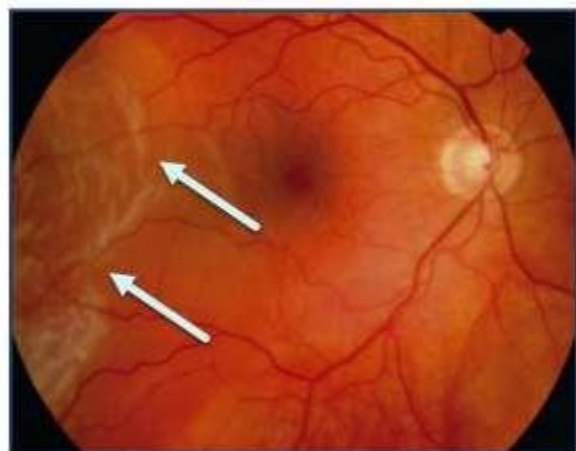
- **Diabetic retinopathy**
- **Macular degeneration (AMD)**
- **Retinal detachment**
- **Retinal vascular diseases**
- **Posterior segment trauma**

DISEASES MANAGEMENT	LASER	ANTI VEGF INJECTIONS	SURGICAL	FACILITIES
Diabetic Retinopathy	PRP	Avastin 1.25mg /0.05ml	Vitreous Hemorrhage	OCT
Diabetic Maculopathy	360	Ranibizumab 0.1 % vabysmo injection	Endophthalmitis	FFA
Hypertensive Retinopathy	Peripheral		Retinal Detachment	Fundus Photograph
ARMD	Laser		Dropped Nucleous	Camera
CNV	Focal Grid		Dropped IOL	Biometry
CSR				Slit Lamp
Vitreous Hemorrhage				Indirect
CRVO				Ophthalmoscope
CRAO				Constellation 23G
Uveitis				Vitrectomy
Vasculitis				Machine
				Fragmentome
				Cryopexy

### Retinal Detachment



Normal Retina



Detached Retina

Retinal detachment is visualized on fundoscopy as crinkling of retinal tissue and changes in vessel direction

## DEPARTMENT OF OPHTHALMIC COMMUNITY SERVICES

- ▲ The goal of ophthalmic community services is health promotion and health education to improve access to eye care, prevent blindness and promotes preventive measures by creating awareness for the overall eye health within community.
- ▲ This department with the National and International, provide health promotion by educating the community about the importance of eye health, preventive measures and early detection of eye diseases.
- ▲ The community-based projects encompass eye screenings (schools and communities), refractions (Rural Health Centers), diabetes and diabetes related blindness screening, surveys, research work all is implemented through a of ophthalmic community team based in the field or within the department. The implemented projects are deeply aligned with the Sustainable Development Goals especially good health and wellbeing, Quality education, Gender equality, clean water and sanitation, Decent work and economic growth, Reducing inequality, Sustainable cities and communities, Climate action, and life on land.



▲ The Ophthalmic Community services Department, in the strategic planning, aims to get certified with ISO and PMI to internationalize the working scope, standards, and parameters, to better integrate into the society and make well- informed with the increasing market and organization's pace.



The institute also desires to develop a robust mechanism for working in community eye health with the increasing demands towards making eye health inclusive and leaving no one behind. Keeping in view of the changing realities and scenarios, SIOVS also intends to change its work from the community to an inclusive community eye health department in the next couple of years.

▲ Arrange free eye glasses to those in need particularly for correcting refractive errors. Conduct outreach programs to reach underserved population including rural areas and marginalized communities to provide eye care services.



- ▲ The different International Organizations have been working with the institute to broaden ophthalmic services in the entire Sindh, Pakistan.

### **Collaborations of International Organization**

- ▲ Fred Hollows Foundation (**FHF**), Australia.
- ▲ Sight Savers International, U.K.
- ▲ Christian Blind Mission (**CBM**) International, Germany
- ▲ Brien Holden Foundation (**BHF**), Australia.

### **DEPARTMENT OF MOLECULAR BIOLOGY & GENETICS**

The function of Molecular Biology and Genetic Department to provide academic environment in SIOVS and launch the graduate and postgraduate programs in field of Molecular Biology & Genetics. The Molecular Biology and Genetics Department, SIOVS has been providing diagnostic services for ARMS Assay PCR tests for Glaucoma and other ocular genetic patients on common reported mutations in different ethnic population for entire province of Sindh.



Besides the diagnostic services this laboratory is continuously striving to contribute in collaborative research activities with different medical institutes and is providing all lab support to the researchers and also helps the faculty in structuring/designing various research projects based on modern molecular biology techniques with in and out of the institute.



**Available equipment:**

- BIO-RAD T100 PCR & Real-Time PCR
- Gel Documentation System
- Safety Hoods, pH Meter
- Digital Weighing Balances
- Megafuge16 & Pico17 Centrifuges
- Heat Platter, SWB15 Water Bath

## **2. STRENGTHENING PRIMARY EYE CARE THROUGH ALLIED HEALTH PROFESSIONALS AT SIOVS**

Optometry is a vital pillar of modern eye care, focusing on the assessment, diagnosis, and management of visual and ocular health. At the Sindh Institute of Ophthalmology & Visual Sciences (SIOVS), Hyderabad, Optometrists play an essential role in primary eye care, low vision rehabilitation, contact lens practice, pediatric optometry, and diagnostic services.

Within clinical workflows, Optometry contributes greatly to:

- Visual acuity evaluation & refractive assessments
- Accommodation & binocular vision management
- Amblyopia and squint assessment care
- Low vision and rehabilitation care
- Contact lens prescription & specialty lens fitting
- Biometry & diagnostic imaging support in surgical care
- Prosthetic eye & its management
- Community eye screening and early referral of ocular diseases

Optometrists at SIOVS are trained in advanced diagnostic technologies including:

- ▲ Optical Biometry for cataract IOL planning
- ▲ Keratometry & Corneal Topography
- ▲ Tonometry & Pachymetry
- ▲ OCT, Visual Fields & Retinal Imaging

In public health contexts, primary eye care screening facilitates early detection and targeted interventions, particularly in the prevention of avoidable blindness due to cataract and this strengthens the eye-care system across Sindh and contributes to sustainable goals of World Health Organization and United Nations.

This commitment to excellence is further exemplified by the visionary leadership of Prof. Khalid Iqbal Talpur, under whose guidance the School of Optometry has been recently established at SIOVS. The school is duly accredited by the Higher Education Commission (HEC) and functions under the academic stewardship of Ms. Noor ul Huda, an accomplished Optometrist serving as its founding Principal. This milestone represents a significant advancement in optometric education and capacity-building, reinforcing SIOVS's role as a progressive center for allied vision sciences in the region.

SIOVS is one of the public sector institutes in Pakistan to appoint Optometrists and Orthoptists on a regular basis, recognizing their essential role in comprehensive eye care delivery and institutional advancement.

### **3. QUALITY ENHANCEMENT CELL (QEC)**

The Quality Enhancement Cell (QEC) at SIOVS, led by the Director/Incharge and reporting directly to the Executive Director, is committed to cultivating a culture of quality, accountability, and continuous improvement. It serves as a pivotal institutional mechanism, ensuring that the institute remains responsive to the evolving needs and expectations of students, faculty, patients, and stakeholders.

Through close collaboration with clinical teams, the QEC monitors and enhances the quality of patient care, surgical outcomes, and safety standards. It oversees the effectiveness of academic programs, training initiatives, and patient services, while implementing robust quality assurance mechanisms to uphold institutional excellence across academic, clinical, and administrative domains. The Cell actively supports accreditation processes by managing documentation, facilitating self-assessment exercises, and coordinating external evaluations.

Committed to academic advancement, the QEC evaluates curriculum delivery and teaching methodologies, organizes faculty development programs, and systematically analyzes student feedback to inform improvements. It also promotes a research-oriented environment, encourages innovation, and drives continuous enhancement through structured evaluations and benchmarking against peer institutions.

#### **QEC PARAMETERS**

To uphold the standards set by the Higher Education Commission (HEC), the Quality Enhancement Cell (QEC) at SIOVS ensures that all academic departments adhere to a structured documentation process. Each department is required to maintain and submit comprehensive course files, including lesson plans, timetables, and session schedules, to support academic quality and transparency. Faculty members must complete monthly rotation reports, verified by their respective Head of departments, while course completion certificates are submitted to confirm delivery of approved content.

Attendance registers, documenting regular participation of students and residents, are submitted via Academic Section and endorsed by the concerned Head of Department. Additionally, all academic assignments, project work, and internship reports are formally submitted to QEC by the respective Heads of Department. These measures collectively reinforce institutional accountability and ensure alignment with national quality assurance benchmarks.

As part of its commitment to institutional excellence, the QEC at SIOVS incorporates structured evaluation and feedback mechanisms to assess the quality of patient care and the responsiveness of administrative processes. Regular feedback is solicited from faculty, postgraduate and undergraduate students, staff, and applicants to gauge the effectiveness of clinical services, teaching environments, and support systems. Particular emphasis is placed on evaluating the administration's problem-solving attitude, ensuring timely resolution of concerns, transparent communication, and a culture of mutual respect. These insights inform continuous improvement strategies and reinforce the institute's dedication to delivering compassionate care, academic integrity, and operational efficiency.

#### **4. EXAMINATION DEPARTMENT:**

The Examination Department at SIOVS was established following accreditation by the Higher Education Commission (HEC) to conduct the undergraduate five-year BS Vision Sciences program, along with all future examinations of newly introduced academic programs at the Institute. As a cornerstone of academic integrity and assessment, the department is fully equipped to manage examination-related functions with precision, transparency, and procedural rigor.

Led by the Controller of Examinations, a senior faculty member, the department is supported by Deputy and Assistant Controllers, with facilitative oversight from the Principal, School of Optometry. This structure ensures seamless coordination and strict compliance with regulatory standards. The department is responsible for organizing and administering internal assessments, professional examinations, and the compilation and declaration of results, while maintaining confidentiality and adherence to HEC guidelines. Through its structured operations, the Examination Department plays a pivotal role in safeguarding the credibility, fairness, and quality assurance of academic programs at SIOVS.

## 5. ACADEMIC COUNCIL

The Academic Council at SIOVS serves as the principal academic body of the Institute, entrusted with guiding and regulating the academic life of its postgraduate training programs, constituent schools, colleges, and programs. Chaired by the Executive Director, the Council comprises the Registrar of Liaquat University of Medical and Health Sciences, all professors, associate professors, and senior faculty members of SIOVS. It may also co-opt external experts as needed to support its deliberations.

Meeting at least four times annually, the Academic Council ensures quorum with half of its total membership. Its mandate, as defined under the Sindh Institute of Ophthalmology & Visual Sciences Act 2013 and amended by Sindh Act No. XIV of 2019, includes setting academic standards, approving programs, suggest tuition & other fees and overseeing policies related to instruction, research, examinations, and student affairs. The Council is responsible for endorsing admissions procedures, disciplinary actions, certification protocols, and quality assurance in teaching and research.

Additional functions include recommending affiliations with other educational institutions, proposing the structure of teaching departments and Boards of Studies, appointing examiners, and recognizing equivalent qualifications from other universities and examining bodies. It also regulates the award of scholarships, medals, and prizes, and facilitates faculty development through training programs. All regulations and recommendations are submitted to the Board of Directors for final approval, and the Council prepares an annual report on the Institute's academic performance. Standing, special, or advisory committees may be constituted as needed to support its functions.



# ADMINISTRATION OF SIOVS



**Prof. Dr. Khalid Iqbal Talpur**  
Executive Director



**Dr. Shahzad Memon**  
Medical Superintendent



**Mr. Raja Raffay Nizamani**  
Deputy Director Administration



**Mr. Asif Ali Chakrani**  
Deputy Director  
Finance



**Mr. Irfan Memon**  
Deputy Director  
ICT Cell



**Mr. Jalil Ahmed Rajper**  
Deputy Director  
Ophthalmic Community Services



**Dr. Naemullah Shaikh**  
OPD Incharge



**Mr. Mushtaq Ahmed Shoro**  
Advisor



**Dr. Pir Muhammad Ali Qureshi**  
Incharge Academics/QEC



**Dr. Fariha Sherwali**  
Incharge Medical Education  
Controller of Examination



**Ms. Durnaz Bugti**  
Deputy Controller of Examination



**Ms. Noor ul Huda**  
Principal School of Optometry

## ADMINISTRATION & ACADEMIC SUPPORT OF SIOVS

<b>ADMINISTRATIVE DEPARTMENT</b>		
<b>S. NO.</b>	<b>Name</b>	<b>DESIGNATION</b>
01	Mr. Mushtaq Ahmed Shoro	Advisor
02	Mr. Raja Raffay Nizamani	Deputy Director Administration
03	Mr. Shahzaib Talpur	Office Superintendent
<b>ACADEMIC DEPARTMENT</b>		
<b>S. NO</b>	<b>Name</b>	<b>DESIGNATION</b>
01	Dr. Pir Muhammad Ali Qureshi	Incharge Academic & QEC
02	Dr. Adnan Majeed	Postgraduate Academic Coordinator
03	Ms. Noor ul Huda	Principal , School of Optometry
<b>EXAMINATION DEPARTMENT</b>		
01	Dr. Fariha Sherwali	Controller of Examination
02	Ms. Durnaz Bugti	Deputy Controller of Examination
<b>OPHTHALMIC COMMUNITY SERVICES DEPARTMENT</b>		
<b>S. NO</b>	<b>Name</b>	<b>DESIGNATION</b>
01	Mr. Jalil Ahmed Rajper	Deputy Director Ophthalmic Community Services
<b>FINANCE DEPARTMENT</b>		
<b>S. NO</b>	<b>Name</b>	<b>DESIGNATION</b>
01	Mr. Asif Ali Chakrani	Deputy Director Finance
02	Mr. Kashif Ali Soomro	Resident Auditor
04	Ms. Muzna Shoro	Senior Data Processing Officer
<b>ICT DEPARTMENT</b>		
<b>S. NO</b>	<b>Name</b>	<b>DESIGNATION</b>
01	Mr. Irfan Memon	Deputy Director I.T
02	Mr. Mehran Memon	Assistant Director I.T
03	Mr. Nazir Ahmed Jaiser	System LAN Technician
<b>ENGINEERING DEPARTMENT</b>		
<b>S.NO</b>	<b>NAME</b>	<b>DESIGNATION</b>
01	Mr. Zahid Akhtar Akhound	Incharge Engineering Department
<b>STORE AND DEPARTMENT</b>		
<b>S.NO</b>	<b>NAME</b>	<b>DESIGNATION</b>
01	Mr. Sajjad Hussain Awan	Store Officer

## SIOVS CLINICAL MANAGEMENT

<b>CONSULTANT OPHTHALMOLOGISTS SIOVS EYE HOSPITAL</b>		
<b>S. No.</b>	<b>Name</b>	<b>DESIGNATION</b>
1	Dr. Shahzad Memon	Medical Superindetent / Associate Professor
2	Dr. Naeemullah Shaikh	Ophthalmologist / OPD In charge
3	Dr. Fariha Sher Wali	Ophthalmologist/ Assistant Professor
4	Dr. Rafeen Talpur	Ophthalmologist/ Assistant Professor
5	Dr. Shehnila Shujaat	Ophthalmologist/ Assistant Professor
6	Dr.Nazish Rizwan	Ophthalmologist/ Assistant Professor
7	Dr.Mohsin Iqbal Haroon	Ophthalmologist/ Assistant Professor
8	Dr Neelam Nizamani	Ophthalmologist / Senior Registrar
9	Dr. Saud Ul Hassan	Ophthalmologist / Senior Registrar
10	Dr. Ronak Afza	Ophthalmologist / Senior Registrar
11	Dr.Adnan Abdul Majeed	Ophthalmologist / Senior Registrar
12	Dr.Sandeep Kumar	Ophthalmologist / Senior Registrar
13	Dr. Muhammad Sibghatullah Fahad Channa	Ophthalmologist
<b>SMO/MOs SIOVS EYE HOSPITAL</b>		
1	Dr. Mir Karim Yar Khan	Anesthetist
2	Dr. Shoukat Ali Mangrio	Senior Anesthetist
3	Dr. Mehtab Hussain	Medical Officer (Anesthesia)
4	Dr. Abdul Wahid Sakrani	Chief Medical Officer
5	Dr. Khairuddin Shah	Senior Medical Officer
6	Dr. Muhammad Salim	Senior Medical Officer
7	Dr. Amal Shafi	Medical Officer / Registrar Admin Unit-I
8	Dr. Imran Haneef	Medical Officer / Registrar Admin Unit-II
9	Dr. Abdul Majid Memon	Medical Officer
10	Dr. Reena	Medical Officer

<b>OPTOMETRISTS &amp; ORTHOPTISTS SIOVS EYE HOSPITAL</b>		
<b>S.NO</b>	<b>NAME</b>	<b>DESIGNATION</b>
1	Ms. Sumbul Samo	Optometrist
2	Mr. Imtiaz Ali Otho	Optometrist
3	Mr. Sajjad Hussain	Optometrist
4	Mr. Rahib Ali Lakho	Optometrist
5	Ms. Noor-ul-Huda	Optometrist
6	Ms. Shabahat Memon	Optometrist
7	Mr. Kamran Hyder	Optometrist
8	Ms. Sahiba	Optometrist
9	Mr. Zahid Hussain	Orthoptist
10	Mr. Tofique Hussain	Orthoptist
11	Mr. Abdul Qadir	Orthoptist
12	Mr. Muhammad Ahmed Hassan	Orthoptist
13	Ayesha Bhutto	Orthoptist
14	Hina Mansoor	Optometrist
15	Iqra Mughal	Optometrist
<b>PHARMACY</b>		
01	Ms .Shumaila	Pharmacist
<b>NURSING STAFF</b>		
01	Ms.Rozina	Incharge of Nursing Staff
02	Ms. Shafqat	Ophthalmic Staff Nurse
03	Ms. Azra Mushtaq	Senior Staff Nurse
04	Ms.Uzma Nisar Malik	Senior Staff Nurse
05	Ms .Nusrat Parveen	Senior Staff Nurse
06	Mr. Mehboob Ali	Ophthalmic Staff Nurse (Male)

## SUPERVISORS & FACULTY MEMBERS



**Dr. Shahzad Memon**  
Associate Professor/CPSP  
Supervisor



**Dr. Fariha Sher wali**  
Assistant Professor/CPSP  
Supervisor



**Dr. Rafeen Talpur**  
Assistant Professor/CPSP  
Supervisor



**Dr. Nazish Rizwan**  
Assistant Professor



**Dr. Mohsin Iqbal Haroon**  
Assistant Professor



**Dr. Syed Muhammad Faisal**  
Assistant Professor



**Dr. Asra Talpur**  
Assistant Professor



**Dr. Shehnilla Shujaat**  
Assistant Professor



**Dr. Yar Muhammad Waryah**  
Assistant Professor  
Research

## ALUMNI'S



**Dr .Amarat**  
D/o Lekhraj  
MCPS 2025



**Dr .Reena**  
D/o Udho Jee Jaipal  
FCPS-II 2025



**Dr. Wazir Muhammad Hasan**  
S/o Wazir Ghulam Nabi  
FCPS-II (Year 2024)



**Dr. Sandeep Kumar**  
S/o Govand Ram  
FCPS-II (Year 2024)



**Dr. Adnan S/o**  
**Abdul Majeed**  
FCPS-II (Year 2024)  
FRCS (Glasgow) 2025



**Dr. AbdulMajid**  
S/o AbdulNawazMemon  
MCPS (Year 2020)



**Dr. Sabah Eric**  
D/o Jacob Saleem Azhar  
MCPS (Year 2021)



**Dr. Asma Imam D/o**  
**Imam Ali Bhan**  
MCPS (Year 2023)

## ENROLLED RESIDENTS IN MCPS & FCPS-II (LIST)

<b>Current Postgraduate Trainees</b>		
<b>S/N</b>	<b>Name</b>	
01	Dr. Adnan Majeed	<b>Second Fellowship In Orbit &amp; Oculoplastics</b>
02	Dr. Neelam Nizamani	
<b>S/N</b>	<b>FCPS-II (16 PG Trainees)</b>	<b>MCPS (10 PG Trainees)</b>
01	Dr. Muhammad Akhtar Ali	Dr. Iqra Iqbal Khatani
02	Dr. Reena Mahinder	Dr. Syeda Qudsiya Ali Shah
03	Dr. Zareen ul Hassan	Dr. Monika Sikander
04	Dr. Muhammad Ibrahim	Dr. Nadeem
05	Dr. Sana Khalid	Dr. Sahrish Ali
06	Dr. Ujala Mahjbeen	Dr. Surhan Fayaz
07	Dr. Bushra	Dr. Manahil
08	Dr. Abdul Fattah	Dr. Saima
09	Dr. Rameesha Rashid	Dr. Roshni Khushk
10	Dr. Naila Aslam	Dr. Muhammad Talha
11	Dr. Mohan Lal	
12	Dr. Paras Solangi	
13	Dr. Asif Illahi	
14	Dr. Muhammad Saif	
15	Dr. Anzlina	
16	Dr. Mehwish	

## ACADEMIC BLOCK



## 6. ACADEMICS ACTIVITIES

### Celebrating World Sight Day with Prof. Dr. Irfan Jeeva

On October 8, 2025, the Sindh Institute of Ophthalmology & Visual Sciences - SIOVS, Hyderabad, celebrated **World Sight Day** in the esteemed presence of **Prof. Dr. Irfan Jeeva**, Visiting Professor of SIOVS, who was warmly welcomed upon his arrival by **Prof. Dr. Khalid Iqbal Talpur, Executive Director, SIOVS**.

As part of his visit, Prof. Dr. Irfan Jeeva conducted a full-day Surgical Workshop for the Faculty and Postgraduate Residents. The participants gained invaluable knowledge from his remarkable expertise, practical insights, and demonstrations of advanced surgical techniques.





***Meeting with Honorable Minister Health, Government of Sindh***

Prof. Dr. Khalid Iqbal Talpur (Executive Director, SIOVS), Ms. Katharine Becker (Grants Manager, CBM International Germany), Ms. Fehmida Hassan (Country Director, CBM Pakistan), and Dr. Zahid Awan (Senior Manager Programs, CBM Pakistan) met the Honorable Minister of Health Sindh, Dr. Azra Fazal Pechuho, at her good office on 28th February, 2025 to discuss collaborative initiatives for blindness prevention.



***Meeting with Honorable Minister Education, Government of Sindh***

Prof. Dr. Khalid Iqbal Talpur (Executive Director SIOVS) and Mr. Syed Sardar Ali Shah (Hon. Minister Education & Literacy Sindh) participated in the World Sight Day 2025 celebration organized by Vision Trust on 10th October at Hotel Mövenpick, Karachi, where they jointly launched the Provincial School Health Working Group, Sindh.

Hon. Secretary Health & Chairman BOD SIOVS Mr. Rehan Iqbal Baloch, accompanied by DG Health Dr. Waqar Mahmood Memon and Dr. Hadi Bux Jatoi, inaugurated the School of Optometry and presided over its White Coat Ceremony during the 18th Board of Directors meeting held at SIOVS Hyderabad on 2nd October 2025.



## 7. MAJOR EVENTS & ACHIEVEMENTS – SIOVS 2025

### Institutional Milestones

- **8 May:** SIOVS became the first public sector institute/hospital in Sindh to receive a Regular License from the Sindh Healthcare Commission.

### Academic Excellence

- **23 May:** Dr. Amrat Kumar passed MCPS (CPSP).
- **24 May:** Dr. Rafeen Talpur attained FRCS (Glasgow) and FCPS in Vitreo-Retina under mentorship of Prof. Dr. Khalid Iqbal Talpur
- **30 June – 2 October:** Successful establishment of the School of Optometry:
  - HEC accreditation and NOC secured for induction of 20 students.
  - Launch of the 5-year BS Vision Sciences program on 1 July.
  - Inauguration chaired by Secretary Health Sindh, with dignitaries from provincial health leadership.
  - Allied Health Professional Council (AHPC) registration documentation completed.
- **7 October:** SIOVS approved as an **International Ophthalmological Fellowship Foundation (IOFF)** Fellowship Host Centre, joining 89 global institutions across 29 countries. IOFF is a German association that supports subspecialty fellowships in ophthalmology by connecting candidates with recognized centers around the world.
- **9 July:**
  - Dr. Mohsin Iqbal conferred FRCS (Edinburgh).
  - Dr. Saba Eric, SIOVS alumna, passed FRCS Glasgow Part II; currently serving in Washington, USA.
- **18 October:** Dr. Reena passed FCPS Ophthalmology; mentored by Drs. Fariha Sherwali, Rafeen Talpur, and Shahzad Memon.



### Honors & Recognition

- **15 March:** Tribute to Prof. Saleh Memon and Prof. Khalid Iqbal Talpur as living legends of ophthalmology and education.
- **10 July:** Prof. Dr. Khalid Iqbal Talpur honored as “Ophthalmolaureate” by Ophthalmic News.

## Conferences & Collaborations

**7–9 August:** SIOVS faculty actively participated in the 45th Karophth Annual Congress & 2nd WIOP Conference, Karachi.

- **12 August:** Participation in National Cataract Quality Guidelines Workshop and launch of Comprehensive Eye Care Project.
- **14 August:** Strategic academic meeting held between Prof. Dr. Khalid Iqbal Talpur and Prof. Dr. Karl Golnik to advance fellowship and online examination initiatives.
- **6 October:** Dr. Adnan Majeed nominated as Moderator and E-Poster Presenter at Dubai MEOM Conference.

## Academic Engagement

- **16 August:** Hosted VigiQuiz League – Season 2 (South Region) with ATCO Laboratories Ltd., promoting postgraduate academic excellence.
- **8 October:** World Sight Day celebrated with a hands-on surgical workshop led by Visiting Prof. Dr. Irfan Jeeva; keynote by Prof. Dr. Khalid Iqbal Talpur.
- **10 October:** Participation in Vision Trust’s World Sight Day event; launch of Provincial School Health Working Group, Sindh, promoting equitable eye care for children.
- **24 October:** Dr Akhtar and Dr A. Fateh represented SIOVS in VigiQuiz league National Quiz Competition under mentorship of Prof. Khalid Iqbal Talpur by Dr. Fariha Sherwali, Dr. Rafeen Talpur, Dr. Shahzad Memon
- 



## **8. ACADEMIC POLICY**

### **Training Integrity, Conduct, and Remediation Protocols**

The Sindh Institute of Ophthalmology & Visual Sciences (SIOVS) has been accredited by the College of Physicians & Surgeons Pakistan (CPSP) as a Fellowship and Membership Training Centre since 2018. The institute is committed to upholding CPSP policies and guidelines in letter and spirit, ensuring a structured, ethical, and high-quality academic environment for postgraduate medical education.

### **Institutional Policy for Remediation and Dismissal**

SIOVS provides a supportive and professionally governed training environment. In cases of misconduct, unauthorized absence, or interruption in training, supervisors are required to report the matter to CPSP via the official online portal. CPSP reviews such cases and may impose penalties, including mandatory extension of the training duration.

### **Code of Conduct for Postgraduate Trainees**

All residents and trainees are expected to strictly adhere to the “SIOVS Students & Discipline, Conduct, Welfare and Code of Honor 2021” and CPSP regulations. The following activities are strictly prohibited during the training period:

- Engaging in second employment or private practice at any government or private institution.
- Forming or participating in any society, association, or organization.
- Inviting external individuals to address meetings within the institute.
- Establishing or joining student unions.
- Addressing the national press in any capacity.
- Participating in any anti-social, disruptive, or politically motivated activities.

Violations are subject to disciplinary action, including suspension, rustication, or cancellation of training.

### **Suspension**

In cases of misconduct or unauthorized absence, the concerned supervisor must report the incident to CPSP. Upon review, CPSP may impose penalties such as extension of the training period or temporary suspension from the program.

### **Rustication / Cancellation**

A trainee may be rusticated by the SIOVS Disciplinary Committee, subject to CPSP endorsement, for any of the following:

- Unauthorized use, damage, or forceful possession of institutional property.
- Participation in agitation or activities detrimental to institutional harmony.
- Any act deemed inappropriate by the Disciplinary Committee.
- Failure to submit the mandatory undertaking regarding non-involvement in political activities.

## **Leave Policy**

- **Routine Leave:** Up to 15 days per six-month training period, with prior approval from the Head of Department. These leaves are non-cumulative and may not be availed in a single stretch.
- **Extended Leave:** Any leave exceeding the prescribed limit must be formally applied through the CPSP online portal.
- **Maternity Leave:** One-time maternity leave of up to three months may be availed during the entire training period. The trainee is required to complete the deficit period to fulfill training requirements.

## **Break in Training**

- No break in training is allowed before completion of two years.
- FCPS Part-II residents who have passed IMM may avail up to six months leave after two years of training, subject to CPSP approval.
- Uninformed breaks exceeding 15 days are considered gross violations and may result in cancellation of training without credit.

## **Leaving / Changing / Freezing Training in Initial Six Months**

- Residents are not permitted to leave, change, or freeze training, or change institutions within the first six months or before the next induction.
- No credit will be given for training completed prior to such changes.
- Upon rejoining a new training program, an additional six months of training must be completed before eligibility for final fellowship.
- Any change in supervisor or institution without prior approval from the Directorate of National Residency Programme (DNRP) is considered a serious violation and may result in penalties, including a six-month to one-year extension and submission of a mandatory affidavit.

## **Resignation before Completion of Training**

- Residents are not allowed to resign from training independently.
- Any trainee who resigns or leaves training forfeits all prior training credit.
- Upon rejoining a new program, an additional six months of training is mandatory before eligibility for final fellowship.

## **9. RESIDENCY TRAINING PROGRAMS**

The SIOVS is involved in postgraduate residency training program in Fellowship (04 yrs.), two years post fellowship/2<sup>nd</sup> Fellowship in Orbit & Oculoplastic and membership (02-yrs.) duly accredited by College of Physician & Surgeons Pakistan (CPSP).

### **FCPS-II Ophthalmology ~ 04 Years**

#### **Eligibility Criteria**

- MBBS Degree from PMDC recognized institution.
- Valid Registration with Pakistan Medical & Dental Council.
- Completed one year house job in PMDC recognized institution.
- Candidates who have passed the FCPS-I in Ophthalmology are eligible to apply for the FCPS-II ophthalmology residency program within a three-year period.
- Foreign Graduates will have to produce equivalence of their degree.

#### **Required Documents**

- Five passport size photographs with white background
- MBBS degree from PMDC recognized institution.
- MBBS consolidated marks certificate/transcript.
- FCPS-I in Ophthalmology passed / Congratulation Letter.
- Valid PMDC Registration Certificate.
- House Job Certificates (One Year)
- Domicile Certificate
- Valid Computerized National Identity Card (CNIC)
- N.O.C for In-service Candidates from their employer (Mandatory)

#### **PROCESSING CHARGES**

- Application Form/Prospectus/Entry Test: Rs. 5,000/- (Non-Refundable)
- Processing charges to be paid by selected candidates: Rs. 40,000/-

All applicants applying as Private Candidates must submit an Affidavit on Court Paper worth Rs. 200/-, duly attested by a Notary Public or Oath Commissioner, affirming that they are not appointed to or currently serving in any government position. This affidavit is a mandatory requirement and must be submitted along with the application form.

## 10. FCPS-II Program ~ 02 Years

### Discipline: 2nd Fellowship in Orbit and Oculoplastic

#### Eligibility Criteria

- ▲ MBBS Degree from PMDC recognized institution.
- ▲ Valid Registration with Pakistan Medical & Dental Council Practitioner.
- ▲ Candidate who has passed FCPS-II in Ophthalmology is eligible to apply.
- ▲ Foreign Graduates will have to produce equivalence of their degree.

#### Required Documents

- ▲ Five passport size photographs
- ▲ MBBS degree from PMDC recognized institution.
- ▲ Valid PMDC Registration Certificate
- ▲ MBBS consolidated marks certificate/transcript.
- ▲ FCPS-II Congratulation Letter
- ▲ The qualification of FCPS-II Ophthalmology must be registered with Pakistan Medical & Dental Council.
- ▲ House Job Certificates (One Year)
- ▲ Domicile Certificate
- ▲ Valid Computerized National Identity Card (CNIC)
- ▲ N.O.C for In-service Candidates from their employer (Mandatory)

#### PROCESSING CHARGES

- Application Form/Prospectus/Entry Test: Rs. **5,000/-** (Non-Refundable)
- Processing charges to be paid by selected candidates: Rs. **40,000/-**

All applicants applying as Private Candidates must submit an Affidavit on Court Paper worth Rs. 200/-, duly attested by a Notary Public or Oath Commissioner, affirming that they are not appointed to or currently serving in any government position. This affidavit is a mandatory requirement and must be submitted along with the application form.

## 11. MCPS Ophthalmology ~ 02 Years

### Eligibility Criteria

- ▲ MBBS Degree from PMDC recognized institution.
- ▲ Minimum CGPA 3.00
- ▲ Valid Registration with Pakistan Medical & Dental Council.
- ▲ Completed one year house job in PMDC recognized institution.
- ▲ Foreign Graduates will have to produce equivalence of their degree.

### Required Documents

- ▲ Five passport size photographs with white background.
- ▲ MBBS degree from PMDC recognized institution.
- ▲ MBBS consolidated marks certificate/transcript.
- ▲ Valid PMDC Registration Certificate.
- ▲ House Job Certificates (One Year)
- ▲ Domicile Certificate
- ▲ Valid Computerized National Identity Card (CNIC)
- ▲ N.O.C for In-service Candidates from their employer (Mandatory)

### PROCESSING CHARGES

- Application Form/Prospectus/Entry Test: Rs. **5,000/-**(Non-Refundable)
- Processing charges to be paid by selected candidates: Rs. **40,000/-**

All applicants applying as Private Candidates must submit an Affidavit on Court Paper worth Rs. 200/-, duly attested by a Notary Public or Oath Commissioner, affirming that they are not appointed to or currently serving in any government position. This affidavit is a mandatory requirement and must be submitted along with the application form.

**POST GRADUATE PROSPECTUS  
2026**

**SCHEDULE FOR ADMISSION  
SESSION JANUARY 2026**

1	<b>Issuance of Application forms</b>	<b>1<sup>st</sup> November 2025</b>
2	<b>Last date for submission of Application forms at Directorate of Academics</b>	<b>29<sup>th</sup> November 2025</b>
3	<b>Display of eligible candidates for Pre Entry Test</b>	<b>1<sup>st</sup> December 2025</b>
4	<b>Pre Entry Test ( Academic Block, SIOVS Hyderabad)</b>	<b>5<sup>th</sup> December 2025</b>
5	<b>Display of Pre Entry Test results on <a href="http://www.siovs.edu.pk">www.siovs.edu.pk</a></b>	<b>8<sup>th</sup> December 2025</b>
6	<b>Interviews of Eligible candidates (Committee Room, SIOVS Hyderabad)</b>	<b>12<sup>th</sup> December 2025</b>
7	<b>Verification of documents and authentication of information provided in the application form</b>	<b>13<sup>th</sup> December 2025</b>
8	<b>Display of Final list of successful candidates on SIOVS website</b>	<b>15<sup>th</sup> December 2025</b>
9	<b>Issuance of offer letters to successful candidates, followed by initiation of registration at SIOVS and CPSP, including supervisor allotment.</b>	<b>16<sup>th</sup> December 2025</b>
10	<b>Orientation</b>	<b>20<sup>th</sup> December 2025</b>

## **SCHEDULE FOR ADMISSION**

### **SESSION JULY 2026**

1	<b>Issuance of Application forms</b>	<b>11<sup>th</sup> May 2026</b>
2	<b>Last date for submission of Application forms at Directorate of Academics</b>	<b>10<sup>th</sup> June 2026</b>
3	<b>Display of eligible candidates for Pre Entry Test</b>	<b>12<sup>th</sup> June 2026</b>
4	<b>Pre Entry Test ( Academic Block, SIOVS Hyderabad)</b>	<b>16<sup>th</sup> June 2026</b>
5	<b>Display of Pre Entry Test results on <a href="http://www.siovs.edu.pk">www.siovs.edu.pk</a></b>	<b>17<sup>th</sup> June 2026</b>
6	<b>Interviews of Eligible candidates (Committee Room, SIOVS Hyderabad)</b>	<b>19<sup>th</sup> June 2026</b>
7	<b>Verification of documents and authentication of information provided in the application form</b>	<b>22<sup>nd</sup> June 2026</b>
8	<b>Display of Final list of successful candidates on SIOVS website</b>	<b>23<sup>rd</sup> June 2026</b>
9	<b>Issuance of offer letters to successful candidates, followed by initiation of registration at SIOVS and CPSP, including supervisor allotment.</b>	<b>27<sup>th</sup> June 2026</b>
10	<b>Orientation</b>	<b>1<sup>st</sup> July 2026</b>

## 12. SYLLABUS OUTLINE

### **Eyelids**

- ▲ Infections, Allergic Disorders, Immune Related inflammations, Lash Disorders, Entropion, Ectropion, Ptosis, Tumors and association with skin disorders, Congenital
  - ▲ Malformations, surgical procedures

### **Conjunctiva and Sclera**

- ▲ Infective and Allergic Conjunctivitis, Pterygium, Pinguecula, Pigmented Lesions, Episcleritis, Scleritis, Immune Mediated Scleritis.

### **Lacrimal Apparatus**

- ▲ Nasolacrimal Duct Obstruction (Congenital and Acquired), Epiphora, Dacryocystitis (Acute and Chronic) and Canaliculitis

### **Cornea**

- ▲ Corneal Transparency, Edema and Vascularization, Infective keratitis, non-infective keratitis, Investigations and Treatment, Degenerations, Dystrophies, Ectasia and Corneal Opacity, Contact lens, Dry Eye Syndrome, Refractive Corneal Surgeries.

### **Lens**

- ▲ Classification of Cataract and etiology (Congenital and Acquired), Management of Cataract (Congenital and Acquired) Including Visual Rehabilitation, Ectopia Lentis and Its Management, Complication of Cataract Surgery

### **Glaucoma**

- ▲ Classification, Etiology and Diagnosis. Ocular Hypertension, Congenital Glaucoma, Primary Narrow and Open Angle Glaucoma, Secondary Glaucoma's, Medical and Laser Treatment of Glaucoma. Surgical Procedures and Complications.

### **Uveal Tract**

- ▲ Classification, Clinical Features, Investigations and Treatment. Uveitis Association with Systemic Diseases, Fuchs Uveitis, Sympathetic Uveitis, Intermediate Uveitis and Lens Induced Uveitis. Sarcoidosis, Behcet Disease, Infective and Non-Infective Uveitis, Idiopathic Chorioretinopathies.

## **Vitreo-Retina**

- ▲ Retinal Detachment (Primary, Exudative and Tractional Detachment), Peripheral Retinal Degeneration, PVD and Breaks, Retinal Surgical Procedures, Retinal Vascular Disease, Hereditary Retinal Disorders, Acquired Macular Disorders, Radiation Retinopathy, And Vitreous Opacities.

## **Neuro-Ophthalmology**

- ▲ Neuro-Imaging
- ▲ Optic Nerve
- ▲ Papilledema, Optic Neuritis and Optic Atrophy
- ▲ Visual Pathway
- ▲ Visual Field Defects Due to Lesions in the Visual Pathway and Visual Cortex
- ▲ Cranial Nerve
- ▲ Oculomotor, Trochlear, Abducent, Trigeminal and Facial Cranial Nerve Paresis and Palsies  
Cerebellopontine Angle Tumors, Supranuclear Disorders of Ocular Motility, Nystagmus, Headaches- Migraine and Cluster Headache, Ocular Myopathies, Blepharospasm, Hemifacial Spasm and Facial Dystonia, Phacomatosis
  - ▲ Pupil Pupillary Pathway and Reflexes with their Common Abnormalities
  - ▲ Strabismus (Squint)
- ▲ Amblyopia, Clinical Evaluation of Deviation - Phoria and Tropia, Alphabet Patterns, Paralytic and Non-paralytic
- ▲ Squint, Duane Syndrome, Brown Syndrome and Strabismus Fixus, Monocular Elevation Syndrome, Botulinum Toxin Chemo denervation, Squint Surgery and Complications of Squint Surgery.

## **Orbit**

- ▲ Congenital Malformations, Infections, Non-infective Inflammatory Diseases, Proptosis, Thyroid Ophthalmopathy,
  - ▲ Tumors, Investigations, Surgical Procedures Ocular Tumors

- ▲ Benign Epibulbar Tumor and Ocular Surface Neoplasia, Iris and Ciliary Body Growths, Melanoma, Retinoblastoma and Other Retinal Tumors, Retinal Vascular Tumors, Primary Intraocular Lymphoma, Metastatic Tumors Involving Eye and Orbit Trauma
- ▲ Eyelid and Orbital Injuries, Perforating and Non-Perforating Globe Injuries, Intraocular Foreign Bodies, Chemical Injuries and Thermal Burns, Diagnosis of Injuries, Surgical Procedures of Injuries

### **Ocular Diseases Association with Systemic Diseases**

- ▲ Diabetes Mellitus, Hypertension, Thyroid Ophthalmopathy, collagen Vascular Disorders, Osteoarthropathies, Ocular Manifestations of Vitamin A deficiency, Tuberculosis and Sarcoidosis

### **Ophthalmic Therapeutics**

- ▲ Ocular Antibiotics, Anti-Viral, Anti-Fungal, Steroids, Immunosuppressants, Anti VEGF, Antimetabolites (Mitomycin C and 5-flouracil). Ocular and Periocular
- ▲ Anesthetics, Anti-Glaucoma Drugs, Fluorescein Dye, Mydriatic Cycloplegic, Miotics, Ophthalmic Side Effects of Systemic Medication

### **Community Ophthalmology and Blindness**

- ▲ Definition, Common Causes, Standards of Blindness, Prevention Strategies and Low Vision Aids

### **Ophthalmic Lasers**

- ▲ Yag, Argon, Diode and Excimer Laser. Carbon Dioxide Lasers, Corneal Cross Linkage (CXL)

### **Pediatric Ophthalmology**

- ▲ Congenital Glaucoma, Pediatric Cataract, Pead Tumors, Syndrome.

# PROSPECTUS COMMITTEE

**Convener**

**Prof. Dr. Khalid Iqbal Talpur**

**Executive Director**

**Sindh Institute of Ophthalmology and Visual Sciences,  
(SIOVS) Hyderabad Sindh.**

**Quality Enhancement Cell**

**Dr.Pir Mohammad Ali Qureshi**

**Incharge QEC**

**Reviewed & Endorsed**


**Ms. Noor ul Huda**

**Principal School of Optometry**

**Composer and Designer**

**I.C.T Department**

**Published and Uploaded**



**@ Eye Hospital Journalist Colony, Hyderabad**  
**Phone: +92-22-9210351-(Ext 145), Fax: +92-22-2106802**  
**Web: [www.siovs.edu.pk](http://www.siovs.edu.pk), E-mail: [dir.acd@siovs.edu.pk](mailto:dir.acd@siovs.edu.pk)**