



**SINDH INSTITUTE OF OPHTHALMOLOGY AND VISUAL
SCIENCES (SIOVS), HYDERABAD**

SIOVS DATA FROM 1ST JANUARY 2024 TO 31ST DECEMBER 2024

❖ OPD (OUT PATIENTS DEPARTMENTS)	222,772
❖ OT (OPERATION THEATER) PROCEDURES	14,959
❖ INJECTION PATIZRA	3,447

SCIENTIFIC OPHTHALMIC RESEARCH LAB

S.No	Diagnosis	No. of Patients
01	OCT	5,438
02	B-Scan	13,440
03	Perimetry	177
04	Yag Laser	3,393
05	Argon Laser	1,056
06	Corneal Topography	219
07	Specular Microscope	400
08	Blood Sugar	11,406
09	HCV	8,566
10	HBsAG	8,566
11	CBC	2,685
12	B.T & C.T	534
13	Plasma Preparation	240
Total		56,120



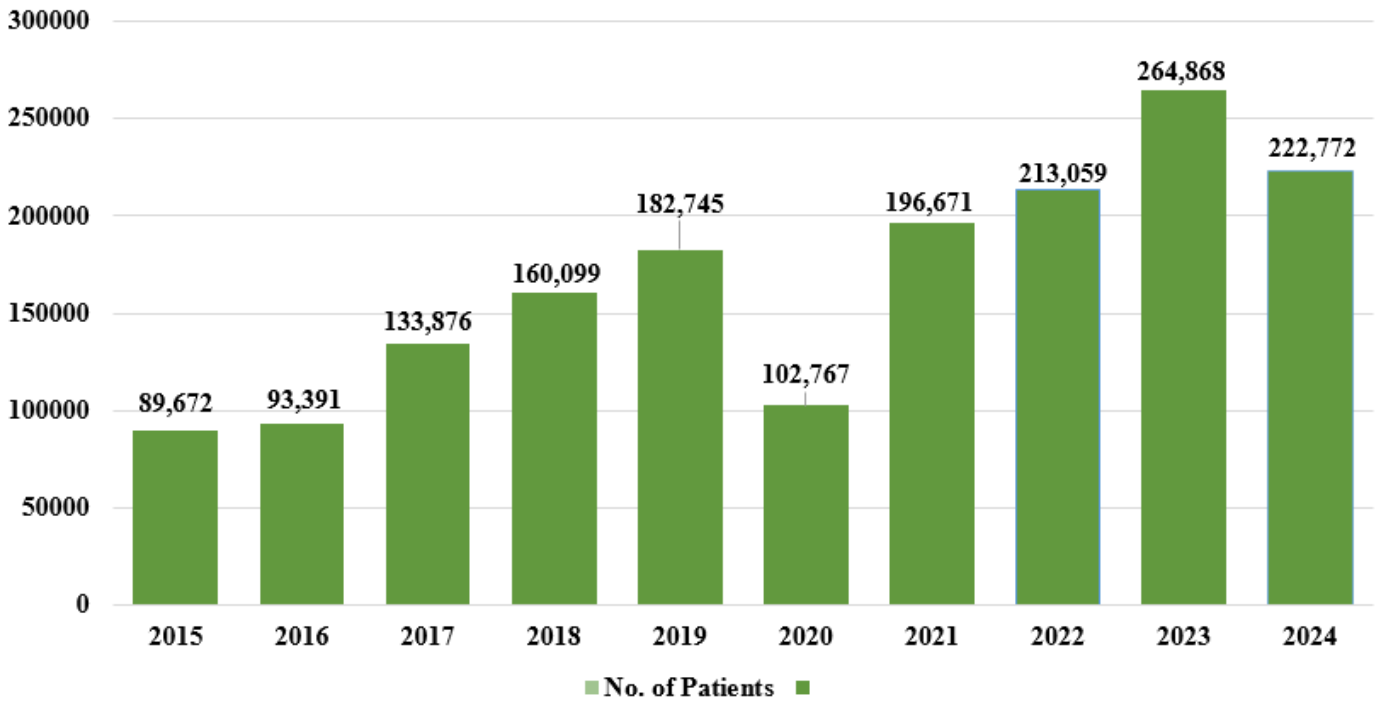
**SINDH INSTITUTE OF OPHTHALMOLOGY AND VISUAL
SCIENCES (SIOVS), HYDERABAD**

SIOVS DATA FROM 1ST JANUARY 2015 TO 31ST DECEMBER 2024

OUT PATIENTS DEPARTMENT (OPD) DATA 2015-2024

Year	2015	2016	2017	2018	2019	2020	2021	2022	2023	2024
No. of Patients	89,672	93,391	133,876	160,099	182,745	102,767	196,671	213,059	264,868	222,772

SIOVS OUT PATIENT DEPARTMENT (OPD) (2015-2024)





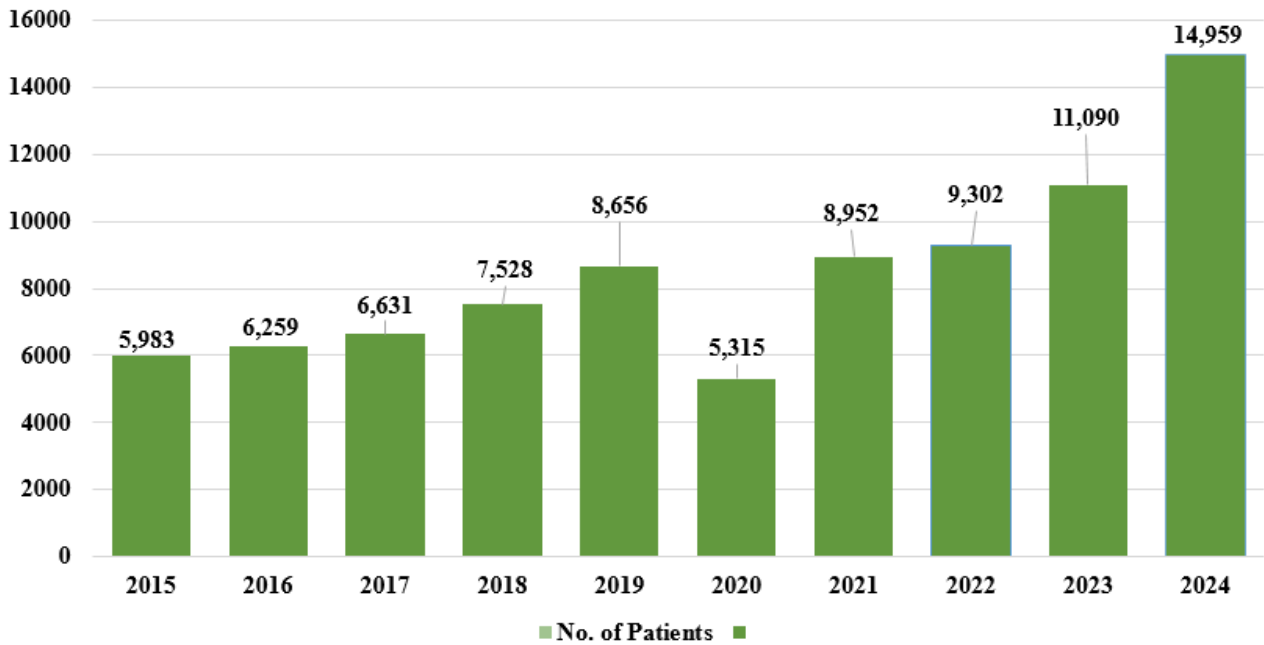
**SINDH INSTITUTE OF OPHTHALMOLOGY AND VISUAL
SCIENCES (SIOVS), HYDERABAD**

SIOVS DATA FROM 1ST JANUARY 2015 TO 31ST DECEMBER 2024

IN PATIENTS DEPARTMENT (IPD / O.T) DATA 2015-2024

Year	2015	2016	2017	2018	2019	2020	2021	2022	2023	2024
No. of Procedures	5,983	6,259	6,631	7,528	8,656	5,315	8,952	9,302	11,090	14,959

SIOVS IN PATIENT DEPARTMENT (IPD) (2015-2024)



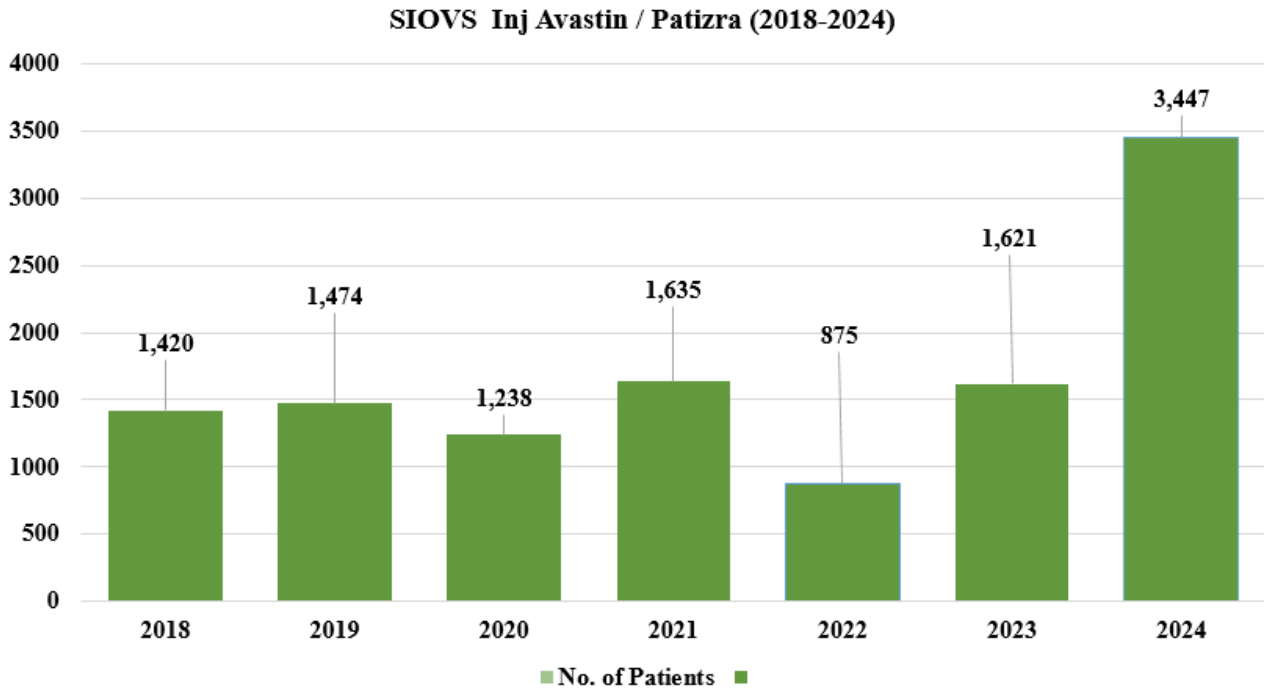


**SINDH INSTITUTE OF OPHTHALMOLOGY AND VISUAL
SCIENCES (SIOVS), HYDERABAD**

SIOVS DATA FROM 1ST APRIL 2018 TO 31ST DECEMBER 2024

INJ. AVASTIN / PATIZRA

Year	2018	2019	2020	2021	2022	2023	2024
No. of Procedures	1,420	1,474	1,238	1,635	875	1,621	3,447





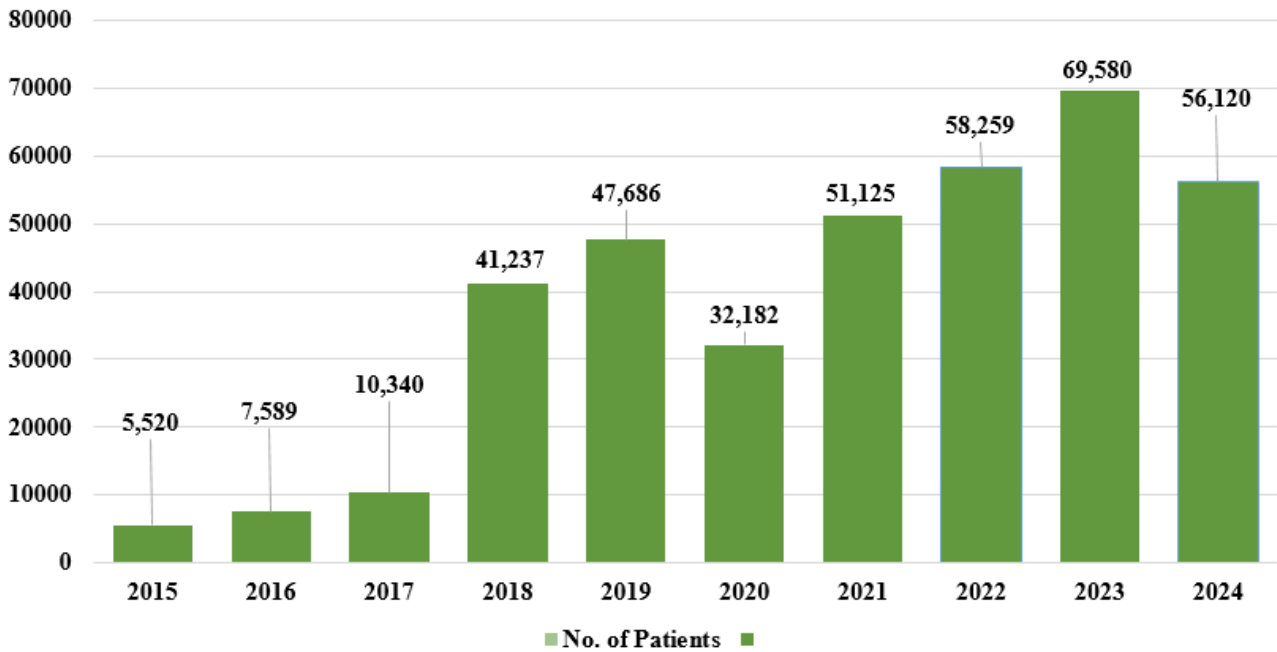
**SINDH INSTITUTE OF OPHTHALMOLOGY AND VISUAL
SCIENCES (SIOVS), HYDERABAD**

SIOVS DATA FROM 1ST JANUARY 2015 TO 31ST DECEMBER 2024

SCIENTIFIC OPHTHALMIC RESEARCH LAB (SORL)

Year	2015	2016	2017	2018	2019	2020	2021	2022	2023	2024
No. of Procedures	5,520	7,589	10,340	41,237	47,686	32,182	51,125	58,259	69,580	56,120

SIOVS Scientific Ophthalmic Research Lab (SORL) (2015-2024)





**SINDH INSTITUTE OF OPHTHALMOLOGY AND VISUAL
SCIENCES (SIOVS), HYDERABAD**

SIOVS DATA FROM 1ST JANUARY 2015 TO 31ST DECEMBER 2024

**SCIENTIFIC OPHTHALMIC RESEARCH LAB (SORL)
PROCEDURE WISE**

Name of Procedures	2015	2016	2017	2018	2019	2020	2021	2022	2023	2024
OCT	N/A	N/A	1,002	2,215	2,525	1,591	3,041	3,268	4,836	5,438
B-Scan	1,544	2,105	2,624	5,129	7,784	6,484	7,761	9,136	13,353	13,440
Perimetry	242	337	407	455	459	226	234	272	393	177
Yag Laser	615	841	982	2,859	3,305	1,858	2,687	2,815	3,909	3,393
Argon Laser	62	90	118	955	945	499	884	698	915	1,056
Corneal Topography	06	16	21	51	162	118	113	167	163	219
Specular Microscope	N/A	N/A	N/A	252	332	755	444	533	1,172	400
Blood Sugar	924	1,293	1,620	100,080	12,053	7,432	13,381	14,058	13,975	11,406
HCV	911	1,280	1,594	9,090	8,374	5,549	9,781	11,101	12,690	8,566
HBsAG	907	1,275	1,568	9,090	8,374	5,549	9,781	11,101	12,690	8,566
CBC	34	45	59	562	998	799	1,509	2,104	2,284	2,685
ESR	N/A	N/A	N/A	173	998	628	1,509	2,104	1,749	00
B.T & C.T	09	11	26	178	427	336	329	483	1,076	534
Corneal Scrapping	N/A	N/A	N/A	96	78	22	00	00	00	00
Plasma Preparation	N/A	N/A	N/A	52	872	336	171	419	372	240
FFA	261	295	319	N/A	N/A	N/A	N/A	N/A	N/A	N/A
Blood Urea	05	01	N/A	N/A	N/A	N/A	N/A	N/A	N/A	N/A
Total	5,520	7,589	10,340	41,2327	47,686	32,128	51,125	58,259	69,580	56,120



SINDH INSTITUTE OF OPHTHALMOLOGY AND VISUAL SCIENCES (SIOVS), HYDERABAD

ANNUAL FINANCIAL BENEFITS FOR PATIENTS (O.T) 2024

Name of Procedure	Total Patients	Cost per Patient	Total Amount
Phaco + IOL	6793	43,000	292,099,000
ECCE + IOL	1711	25,000	42,775,000
Secondary + IOL	481	20,000	9,620,000
Squint	101	35,000	3,535,000
LMA + IOL	389	30,000	11,670,000
PPV with Endolaser /Gas	32	80,000	2,560,000
Eviseration	112	15,000	1,680,000
Phaco Trab	125	50,000	6,250,000
DCR with Tube	167	30,000	5,010,000
Repair	276	25,000	6,900,000
A/C Wash	93	15,000	1,395,000
Chalazain	95	10,000	950,000
Inj. Patizra / Avastin	3474	25,000	86,850,000
EUA	76	80,000	6,080,000
Probing Syringing	195	4,700	916,500
Corneal Transplant	46	160,000	7,360,000
Petrygium	124	10,000	1,240,000
Lenotomy	120	30,000	3,600,000
Aspiration + IOL	443	45,000	19,935,000
Conjunctival Flap	106	10,000	1,060,000
Total Patients	14,959	Total Amount	511,485,500



**SINDH INSTITUTE OF OPHTHALMOLOGY AND VISUAL
SCIENCES (SIOVS), HYDERABAD**

ANNUAL FINANCIAL BENEFITS FOR PATIENTS (O.T) 2023

Name of Procedure	Total Patients	Cost per Patient	Total Amount
Phaco + IOL	5,663	43,000	243,509,000
ECCE + IOL	1,269	25,000	31,725,000
Secondary + IOL	357	20,000	7,140,000
Squint	75	35,000	2,625,000
LMA + IOL	289	30,000	8,670,000
PPV with Endolaser /Gas	201	80,000	16,080,000
Eviseration	83	15,000	1,245,000
Phaco Trab	93	50,000	4,650,000
DCR with Tube	341	30,000	10,230,000
Repair	129	25,000	3,225,000
A/C Wash	69	15,000	1,035,000
Chalazain	63	10,000	630,000
Inj. Patizra / Avastin	1,621	25,000	40,525,000
EUA	56	80,000	4,480,000
Probing Syringing	89	4,700	418,300
Corneal Transplant	103	160,000	16,480,000
Petrygium	92	10,000	920,000
Lensotomy	89	30,000	2,670,000
Aspiration + IOL	329	45,000	14,805,000
Conjunctival Flap	79	10,000	790,000
Total Patients	11,090	Total Amount	411,852,300



**SINDH INSTITUTE OF OPHTHALMOLOGY AND VISUAL
SCIENCES (SIOVS), HYDERABAD**

ANNUAL FINANCIAL BENEFITS FOR PATIENTS (O.T) 2022

Name of Procedure	Total Patients	Cost per Patient	Total Amount
Phaco + IOL	4,563	43,000	196,209,000
ECCE + IOL	996	25,000	24,900,000
Secondary + IOL	319	20,000	6,380,000
Squint	60	35,000	2,100,000
LMA + IOL	261	30,000	7,830,000
PPV with Endolaser /Gas	165	80,000	13,200,000
Eviseration	78	15,000	1,170,000
Phaco Trab	68	50,000	3,400,000
DCR with Tube	303	30,000	9,090,000
Repair	115	25,000	2,875,000
A/C Wash	51	15,000	765,000
Chalazain	39	10,000	390,000
Inj. Patizra / Avastin	1635	25,000	40,875,000
EUA	34	80,000	2,720,000
Probing Syringing	61	4,700	286,700
Corneal Transplant	83	160,000	13,280,000
Petrygium	69	10,000	690,000
Lensotomy	77	30,000	2,310,000
Aspiration + IOL	265	45,000	11,925,000
Conjunctival Flap	60	10,000	600,000
Total Patients	9,302	Total Amount	340,995,700



**SINDH INSTITUTE OF OPHTHALMOLOGY AND VISUAL
SCIENCES (SIOVS), HYDERABAD**

ANNUAL FINANCIAL BENEFITS FOR PATIENTS (O.T) 2021

Name of Procedure	Total Patients	Cost per Patient	Total Amount
Phaco + IOL	4,306	43,000	185,158,000
ECCE + IOL	801	25,000	20,025,000
Secondary + IOL	369	20,000	7,380,000
Squint	75	35,000	2,625,000
LMA + IOL	285	30,000	8,550,000
PPV with Endolaser /Gas	195	80,000	15,600,000
Eviseration	91	15,000	1,365,000
Phaco Trab	76	50,000	3,800,000
DCR with Tube	292	30,000	8,760,000
Repair	106	25,000	2,650,000
A/C Wash	51	15,000	765,000
Chalazain	19	10,000	190,000
Inj. Avastin/ Inj. Patizra	1,635	20,000	32,700,000
EUA	105	80,000	8,400,000
Probing Syringing	79	4,700	371,300
Corneal Transplant	109	160,000	17,440,000
Petrygium	84	10,000	840,000
Lensotomy	136	30,000	4,080,000
Aspiration + IOL	63	45,000	2,835,000
Conjunctival Flap	75	10,000	750,000
Total Patients	8,952	Total Amount	324,284,300



**SINDH INSTITUTE OF OPHTHALMOLOGY AND VISUAL
SCIENCES (SIOVS), HYDERABAD**

ANNUAL FINANCIAL BENEFITS FOR PATIENTS (O.T) 2020

Name of Procedure	Total Patients	Cost per Patient	Total Amount
Phaco + IOL	2,535	43,000	109,005,000
ECCE + IOL	527	25,000	13,175,000
Secondary + IOL	109	20,000	2,180,000
Squint	38	35,000	1,330,000
LMA + IOL	144	30,000	4,320,000
PPV with Endolaser /Gas	70	80,000	5,600,000
Eviseration	39	15,000	585,000
Phaco Trab	23	50,000	1,150,000
DCR with Tube	189	30,000	5,670,000
Repair	67	25,000	1,675,000
A/C Wash	19	15,000	285,000
Chalazain	05	10,000	50,000
Inj. Avastin	1,283	10,000	12,830,000
EUA	38	80,000	3040,000
Probing Syringing	29	4,700	136,300
Corneal Transplant	41	160,000	6,560,000
Petrygium	22	10,000	220,000
Lenotomy	26	30,000	780,000
Aspiration + IOL	75	45,000	3,375,000
Conjunctival Flap	36	10,000	360,000
Total Patients	5,315	Total Amount	172,326,300



**SINDH INSTITUTE OF OPHTHALMOLOGY AND VISUAL
SCIENCES (SIOVS), HYDERABAD**

ANNUAL FINANCIAL BENEFITS FOR PATIENTS (O.T) 2019

Name of Procedure	Total Patients	Cost per Patient	Total Amount
Phaco + IOL	1,500	43,000	64,500,000
ECCE + IOL	1,014	25,000	25,350,000
Secondary + IOL	594	20,000	11,880,000
Squint	170	35,000	5,950,000
LMA + IOL	258	30,000	7,740,000
PPV with Endolaser /Gas	150	80,000	12,000,000
Eviseration	150	15,000	2,250,000
Phaco Trab	206	50,000	10,300,000
DCR with Tube	258	30,000	7,740,000
Repair	270	25,000	6,750,000
A/C Wash	222	15,000	3,330,000
Chalazain	206	10,000	2,060,000
Inj. Avastin	1,474	10,000	14,740,000
EUA	352	80,000	63,360,000
Probing Syringing	1,022	4,700	4,803,400
Corneal Transplant	62	160,000	9,920,000
Petrygium	186	10,000	1,860,000
Lensotomy	210	30,000	6,300,000
Aspiration + IOL	194	45,000	8,730,000
Conjunctival Flap	158	10,000	1,580,000
Total Patients	8656	Total Amount	271,143,400



**SINDH INSTITUTE OF OPHTHALMOLOGY AND VISUAL
SCIENCES (SIOVS), HYDERABAD**

ANNUAL FINANCIAL BENEFITS FOR PATIENTS (O.T) 2018

Name of Procedure	Total Patients	Cost per Patient	Total Amount
Phaco + IOL	1,400	43,000	60,200,000
ECCE + IOL	960	25,000	24,000,000
Secondary + IOL	540	20,000	10,800,000
Squint	116	35,000	4,060,000
LMA + IOL	204	30,000	6,120,000
PPV with Endolaser /Gas	96	80,000	7,680,000
Eviseration	96	15,000	1,440,000
Phaco Trab	152	50,000	7,600,000
DCR with Tube	204	30,000	6,120,000
Repair	216	25,000	5,400,000
A/C Wash	168	15,000	2,520,000
Chalazain	152	10,000	1,520,000
Inj. Avastin	1,420	10,000	14,200,000
EUA	296	80,000	23,680,000
Probing Syringing	968	4,700	4549,600
Corneal Transplant	8	160,000	1,280,000
Petrygium	132	10,000	1,320,000
Lensotomy	156	30,000	4,680,000
Aspiration + IOL	140	45,000	6,300,000
Conjunctical Flap	104	10,000	1,040,000
Total Patients	7,528	Total Amount	194,509,600



**SINDH INSTITUTE OF OPHTHALMOLOGY AND VISUAL
SCIENCES (SIOVS), HYDERABAD**

**ANNUAL FINANCIAL BENEFITS FOR PATIENTS
(OPHTHALMIC RESEARCH LAB) 2024**

Investigation / Treatments	No. Of Patients	Estimated Amount	Total Cost
OCT	5,438	3,000	16,314,000
B-Scan	13,440	1,000	13,440,000
Perimetry	177	2,500	442,500
Yag Laser	3,393	5,500	18,661,500
Argon Laser	1,056	10,500	11,088,000
Corneal Topography	219	5,000	1,095,000
Specular Microscope	400	2,000	800,000
Blood Sugar	11,406	150	1,710,900
HCV	8,566	500	4,283,000
HBsAG	8,566	500	4,283,000
CBC	2,685	550	1,476,750
B.T & C.T	534	400	213,600
Plasma Preparation	240	1200	288,000
Total Patients	56,120	Total Amount	74,096,250



**SINDH INSTITUTE OF OPHTHALMOLOGY AND VISUAL
SCIENCES (SIOVS), HYDERABAD**

**ANNUAL FINANCIAL BENEFITS FOR PATIENTS
(OPHTHALMIC RESEARCH LAB) 2023**

Investigation / Treatments	No. Of Patients	Estimated Amount	Total Cost
OCT	4,836	3,000	14,508,000
B-Scan	13,353	1,000	13,353,000
Perimetry	393	2,500	982,500
Yag Laser	3,909	5,500	21,499,500
Argon Laser	918	10,500	9,639,000
Corneal Topography	163	5,000	815,000
Specular Microscope	1,172	2,000	2,344,000
Blood Sugar	13,975	150	2,096,250
HCV	12,690	400	5,076,000
HBsAG	12,690	400	5,076,000
CBC	2,284	550	1,256,200
ESR	1,749	100	174,900
B.T & C.T	1,076	400	430,400
Plasma Preparation	372	1,200	446,400
Total Patients	69,580	Total Amount	77,697,150



**SINDH INSTITUTE OF OPHTHALMOLOGY AND VISUAL
SCIENCES (SIOVS), HYDERABAD**

**ANNUAL FINANCIAL BENEFITS FOR PATIENTS
(OPHTHALMIC RESEARCH LAB) 2022**

Investigation / Treatments	No. Of Patients	Estimated Amount	Total Cost
O.C.T (Macula)	3,268	3,000	9,804,000
B-Scan	9,136	1,000	9,136,000
Perimetry	272	2,500	680,000
Yag Laser	2,815	5,500	15,482,500
Argon Laser	698	10,500	7,329,000
Corneal Topography	167	5,000	835,000
Specular Microscope	533	2,000	1,066,000
Blood Sugar Fasting/Random	14,058	150	2,108,700
HCV (Chromatography Method)	11,101	400	4,440,400
HBsAG (Chromatography Method)	11,101	400	4,440,400
Complete Blood Count (CBC)	2,104	550	1,157,200
ESR	2,104	100	210,400
B.T and C.T	483	400	193,200
Plasma Preparation	0	1,200	0
Total Patients	58,259	Total Amount	56,882,800



**SINDH INSTITUTE OF OPHTHALMOLOGY AND VISUAL
SCIENCES (SIOVS), HYDERABAD**

**ANNUAL FINANCIAL BENEFITS FOR PATIENTS
(OPHTHALMIC RESEARCH LAB) 2021**

Investigation / Treatments	No. Of Patients	Estimated Amount	Total Cost
O.C.T (Macula)	3,041	3,000	9,123,000
B-Scan	7,261	1,000	7,261,000
Perimetry	234	2,500	585,000
Yag Laser	2,687	5,500	14,778,500
Argon Laser	884	10,500	9,282,000
Corneal Topography	113	50,00	565,000
Specular Microscope	444	2,000	888,000
Blood Sugar Fasting/Random	13,381	150	2,007,150
HCV (Chromatography Method)	9,781	400	3,912,400
HBsAG (Chromatography Method)	9,781	400	3,912,400
Complete Blood Count (CBC)	1,509	550	829,950
ESR	1,509	100	150,900
B.T and C.T	329	400	131,600
Plasma Preparation	171	1,200	205,200
Total Patients	51,125	Total Amount	53,632,100



**SINDH INSTITUTE OF OPHTHALMOLOGY AND VISUAL
SCIENCES (SIOVS), HYDERABAD**

**ANNUAL FINANCIAL BENEFITS FOR PATIENTS
(OPHTHALMIC RESEARCH LAB) 2020**

Investigation / Treatments	No. Of Patients	Estimated Amount	Total
O.C.T (Macula)	1,591	3,000	7,575,000
B-Scan	6,484	1,000	7,784,000
Perimetry	226	2,500	1,147,500
Yag Laser	1,858	5,500	18,177,500
Argon Laser	499	10,500	9,922,500
Corneal Topography	118	5,000	810,000
Specular Microscope	755	2,000	664,000
Blood Sugar Fasting/Random	7,432	150	1,807,950
HCV (Chromatography Method)	5,549	400	3,349,600
HBsAG (Chromatography Method)	5,549	400	3,349,600
Complete Blood Count (CBC)	799	550	548,900
ESR	628	100	99,800
B.T and C.T	336	400	170,800
Corneal Scrapping	22	1,500	117,000
Plasma Preparation	336	1,200	1,046,400
Total Patients	32,182	Total Amount	33,384,550



**SINDH INSTITUTE OF OPHTHALMOLOGY AND VISUAL
SCIENCES (SIOVS), HYDERABAD**

**ANNUAL FINANCIAL BENEFITS FOR PATIENTS
(OPHTHALMIC RESEARCH LAB) 2019**

Investigation / Treatments	No. Of Patients	Estimated Amount	Total
O.C.T (Macula)	2,525	3,000	7,575,000
B-Scan	7,784	1,000	7,784,000
FFA	16	5,500	88,000
Perimetry	459	2,500	1,147,500
Yag Laser	3,305	5,500	18,177,500
Argon Laser	945	10,500	9,922,500
Corneal Topography	162	5,000	810,000
Specular Microscope	332	2,000	664,000
Blood Sugar Fasting/Random	12,053	150	1,807,950
HCV (Chromatography Method)	8,374	400	3,349,600
HBsAG (Chromatography Method)	8,374	400	3,349,600
Complete Blood Count (CBC)	998	550	548,900
ESR	998	100	99,800
B.T and C.T	427	400	170,800
Corneal Scrapping	78	1,500	117,000
Plasma Preparation	872	1,200	1,046,400
Total Patients	47,702	Total Amount	56,658,550



**SINDH INSTITUTE OF OPHTHALMOLOGY AND VISUAL
SCIENCES (SIOVS), HYDERABAD**

**ANNUAL FINANCIAL BENEFITS FOR PATIENTS
(OPHTHALMIC RESEARCH LAB) 2018**

Investigation / Treatments	No. Of Patients	Estimated Amount	Total
O.C.T (Macula)	2,215	3,000	6,645,000
B-Scan	5,129	1,000	5,129,000
FFA	58	5,500	319,000
Perimetry	455	2,500	1,137,500
Yag Laser	2,859	5,500	15,724,500
Argon Laser	955	10,500	10,027,500
Corneal Topography	51	5,000	255,000
Specular Microscope	252	2,000	504,000
Blood Sugar Fasting/Random	10,080	150	1,512,000
HCV (Chromatography Method)	9,090	400	3,636,000
HBsAG (Chromatography Method)	9,090	400	3,636,000
Complete Blood Count (CBC)	562	550	309,100
ESR	173	100	17,300
B.T and C.T	178	400	71,200
Corneal Scrapping	52	1,500	78,000
Plasma Preparation	96	1,200	115,200
Total Patients	41,295	Total Amount	49,116,300



**SINDH INSTITUTE OF OPHTHALMOLOGY AND VISUAL
SCIENCES (SIOVS), HYDERABAD**

Leading in
disability inclusive
development



**PCB (PREVENTION AND CONTROL OF BLINDNESS) PROGRAM
PERFORMANCE REPORT FROM 1ST JANUARY 2024 TO 31ST DECEMBER 2024**

S. No	Name of Districts	Location	Total Triage/ OPD	Referred	Medicine Prescribed	Spectacles Prescriptions
01	District Khairpur Mir's	RHC Hingorija –PCB	3498	47	2186	1392
02		RHC Garhi Mori-PCB	272	3	260	55
03		RHC Kumb - PCB	1315	214	1002	154
04		RHC Ranipur - PCB	3775	87	3264	325
05		RHC Faiz Ganj – PCB	4340	119	3564	971
06		SIOVS EYE Hospital Khairpur	1402	19	265	335
	Total		14602	489	10541	3232
07	District Larkana	THQ Bakrani @ Arija - PCB	46	00	46	00
08		RHC Naudero-PCB	136	07	111	24
09		RHC Garhi Khuda Bux Bhutto – PCB	30	00	30	00
	Total		212	7	187	24
10	District Shaheed Benazirabad	RHC Dour –PCB	2441	0	587	1724
11		RHC Shahpur Chakar –PCB	107	2	25	18
12		RHC Doulatpur –PCB	2776	41	1732	871
13		THQ Sakrand –PCB	1453	42	1302	516
14		SIOVS EYE Hospital Khairpur / SIOVS	27	4	0	3
15		THQ KAZI AHMED	1048	9	412	401
	Total		7852	98	4058	3533
	Grand Total		22666	594	14786	6789



SINDH INSTITUTE OF OPHTHALMOLOGY AND VISUAL SCIENCES (SIOVS), HYDERABAD

EYE HOSPITAL KHAIRPUR (2023-2024)

SINDH INSTITUTE OF OPHTHALMOLOGY AND VISUAL SCIENCES

EYE HOSPITAL KHAIRPUR

SUMMARY REPORT YEAR 2023 -2024

Year	OPD	Admission	OT										Referred	Discharge	
			Major			Minor			Phaco	ECCE	SICS	AC Wash			
			Male	Female	Total	Male	Female	Total							
2023	67315	8043	432	411	843	185	157	342	347	429	22	32	0	843	30641
2024	70753	1193	618	586	1204	194	158	352	754	389	18	25	0	1193	23920
Total	138068	9236	1050	997	2047	379	315	694	1101	818	40	57	0	2036	54561

**PEEK COMMUNITY SCREENING OVERALL PROGRESS REPORT
SINDH (MATIARI, KHAIRPUR, SHAHEED BENAZIRABAD AND LARKANA)**

DESCRIPTION	September - 2020	2021	2022	2023	2024	Grand Total
Total Screening	30,571	92,426	80,764	168,328	289,348	661,437
Total Refer at Triage Level	9,193	32,827	31,519	32,091	44,293	149,923
Total Attended at Triage Level	9,011	32,508	22,732	23,984	39,657	127,892
Total Refer at Ophthalmologist	1,764	3,527	3,245	1,819	2,011	12,366
Total Attended at Ophthalmologist	1,577	2,323	2,074	388	1,406	7,768
Total Refer at SIOVS	147	449	434	451	572	2,053
Total Eye Conditions (SIOVS)	61	190	152	154	568	1,125
Total Glasses Dispensed	511	2,475	1,472	885	737	6,080

**PEEK SCHOOL SCREENING OVERALL PROGRESS REPORT
SINDH (MATIARI, KHAIRPUR, SHAHEED BENAZIRABAD AND LARKANA)**

DESCRIPTION	2021 (Matiari)	2022 (Matiari)	2023 (Matiari)	2024 (Matiari, Khairpur, Larkana, Shaheed Benairabad)	Grand Total
Total Screening	18,639	19,176	18,651	10,725	67,191
Total Refer at Triage Level	1,363	1,618	1,633	7,399	12,013
Total Attended at Triage Level	957	1,162	767	6,382	9,268
Total Refer at Ophthalmologist	14	33	32	120	199
Total Attended at Ophthalmologist	10	24	13	111	158
Total Refer at SIOVS	22	20	09	24	75
Total Eye Conditions (SIOVS)	00	10	03	24	37
Total Glasses Dispensed	244	329	94	505	1,172

PEEK HOUSE HOLD SCREENING OVERALL PROGRESS REPORT
MATIARI

DESCRIPTION	April 2022	2023	2024	Grand Total
Total Screening	34,297	284,457	254,794	573,548
Total Refer at Triage Level	7,673	20,149	13,974	41,796
Total Attended at Triage Level	2,387	5,035	13,828	21,250
Total Refer at Ophthalmologist	136	122	89	347
Total Attended at Ophthalmologist	76	22	86	184
Total Refer at SIOVS	39	45	87	171
Total Eye Conditions (SIOVS)	14	06	87	107
Total Glasses Dispensed	205	271	40	516